

# Building Galleries Using Dynamic Display Block

Kristen Pol  
CruzTech, LLC  
Web, Drupal & SEO  
kristen@kristen.org  
Santa Cruz, CA  
Stanford 1995  
drupal: kepol



# Requirements

Basic familiarity with the following:

- **CCK** – creating simple content type
- **Views** – creating simple view
- **Theme** – copying theme and modifying
- **PHP** – comfortable (or at least not scared!) making very simple changes in the custom theme node template files and template.php file



# NatureBridge Mockup


«Previous

3 of 20

Next »



**Caption will go here.** Dolore fiant consequat volutpat augue id. Processus facilisis te elit saepius euismod. At est soluta quam zzril duis. **Lobortis nonummy clari odio velit possim.** Claram mazim typi iriure eros accumsan.



# Available Gallery and Slideshow Modules

- Brilliant Gallery
- Fast Gallery
- Node Gallery
- Image Gallery
- Simple Gallery
- Flash Gallery
- CCK Gallery
- Simplest Gallery
- Gallery Assist
- Frontpage Slideshow
- Couloir Slideshow
- SlideshowPro Integration
- Hydra Slideshow
- Dynamic Display Block
- Views Slideshow
  - ImageFlow & DDBlock
- Node Carousel
- Featured Content Slider
- Gallery
- Slider
- EasySlider
- Slideshow
- JQuery Slideshow
- Fancy Slide
- Shadowbox
- Views Cycle
- Views Carousel

**YIKES!!!!!!**

Comparison of some at <http://drupal.org/node/418616>



# Lightbox Style

Home » Gallery

Wolves



**2 Wolves**  
Image 1 of 11

2 W

lves

Youn

olf




# Slider Style




# Why DDBlock?

«Previous 3 of 20 Next»



Caption will go here. Dolore fiant consequat volutpat augue id. Processus facilisis te elit saepius euismod. At est soluta quam zzril duis. **Lobortis nonummy clari odio velit possim.** Claram mazim typi iriure eros accumsan.



prev 3 of 15 next



Beach 3 Beach 3 example slide [Read more](#)



# DDBlock Video Example



**Dolphin Bubbles: An Amazing Behavior**  
★★★★★

0:00 / 3:26

Wildflowers    Rice terraces    Clouds

Earth Movie Trailer    The place we live    **Dolphin video**





# Required Modules

- CCK (Content)
- Views (Views & Views UI)
- Filefield
- Imagefield
- ImageAPI (ImageAPI & ImageAPI GD2)
- ImageCache (ImageCache & ImageCache UI)
- jQuery Update
- Dynamic Display Block (**dev** - 9/16/09)



# Custom Theme

- Copy existing theme to sites/all/themes
- Rename .info file
- Edit .info, template.php and theme-settings.php
- CSS changes as desired



# Permissions

- DDBlock permissions
  - administer ddblocks
  - view ddblocks (!)
- CCK permissions
- Views permissions
- ImageCache permissions



# ImageCache Presets

- Optional
- Good if doing custom ddblock theme
- Large preset for main slide
- Small preset for thumbnails



# Gallery Content Type

- Content type that holds all images in gallery
- Unlimited imagefield field
- Can use image title in slideshow if desired
- Can use image description in slideshow if desired
- Create a gallery node with desired images



# Gallery View

- Block display
- Imagefield field from gallery content type
  - uncheck “Group multiple values”
  - choose “none” for label
  - choose “Image” for display
- Gallery node type filter
- Published filter
- Node id argument – Node ID from URL



# Content Type with Single Image

- Content type that has one image
- Single imagefield field
- Can use node title in slideshow if desired
- Can use other node text in slideshow if desired
- Create several nodes each with desired image



# View for Multiple Nodes with Single Images

- Block display
- Imagefield field from content type
  - choose “none” for label
  - choose “Image” for display
- Node title field
- Additional node text field as desired
- Specific node type filter
- Published filter





# DDBlock Themes

- <http://ddblock.myalbums.biz/download>
- dev-upright10-60-v1-1.zip
- unzip in sites/all/themes/[your-theme]/custom



# DDBlock Preprocess Functions

- HARDEST PART – REQUIRES MODIFYING PHP
- <http://ddblock.myalbums.biz/download>
- dev-export-files-V1-0.zip
- unzip into temporary directory
- copy preprocess code into your template.php file  
(except for <?php and ?>)



# template.php Changes

- Use the debug mode to figure out the views data that is available
- **[\*\*\*THEME\_NAME\*\*]** - change to your theme name
- **'news\_items'** – change to your view name
- **node\_data\_field\_pager\_item\_text\_field\_image\_fid** – change to field you want show in slide and in pager item (2 separate spots)
- **node\_data\_field\_pager\_item\_text\_field\_slide\_text\_value** – change to field you want shown for big slide text
- **node\_title** – change to field you want shown for big slide title text
- **node\_data\_field\_pager\_item\_text\_field\_pager\_item\_text\_value** – change to field you want shown for pager text (if in chosen theme)



# DDBlock Configuration

- Settings
  - Choose content types
  - Choose views blocks
- Instances
  - Create and name
- Configure ddblock
  - Cycleblock
  - Advanced settings
  - Upright60
  - Many to choose from



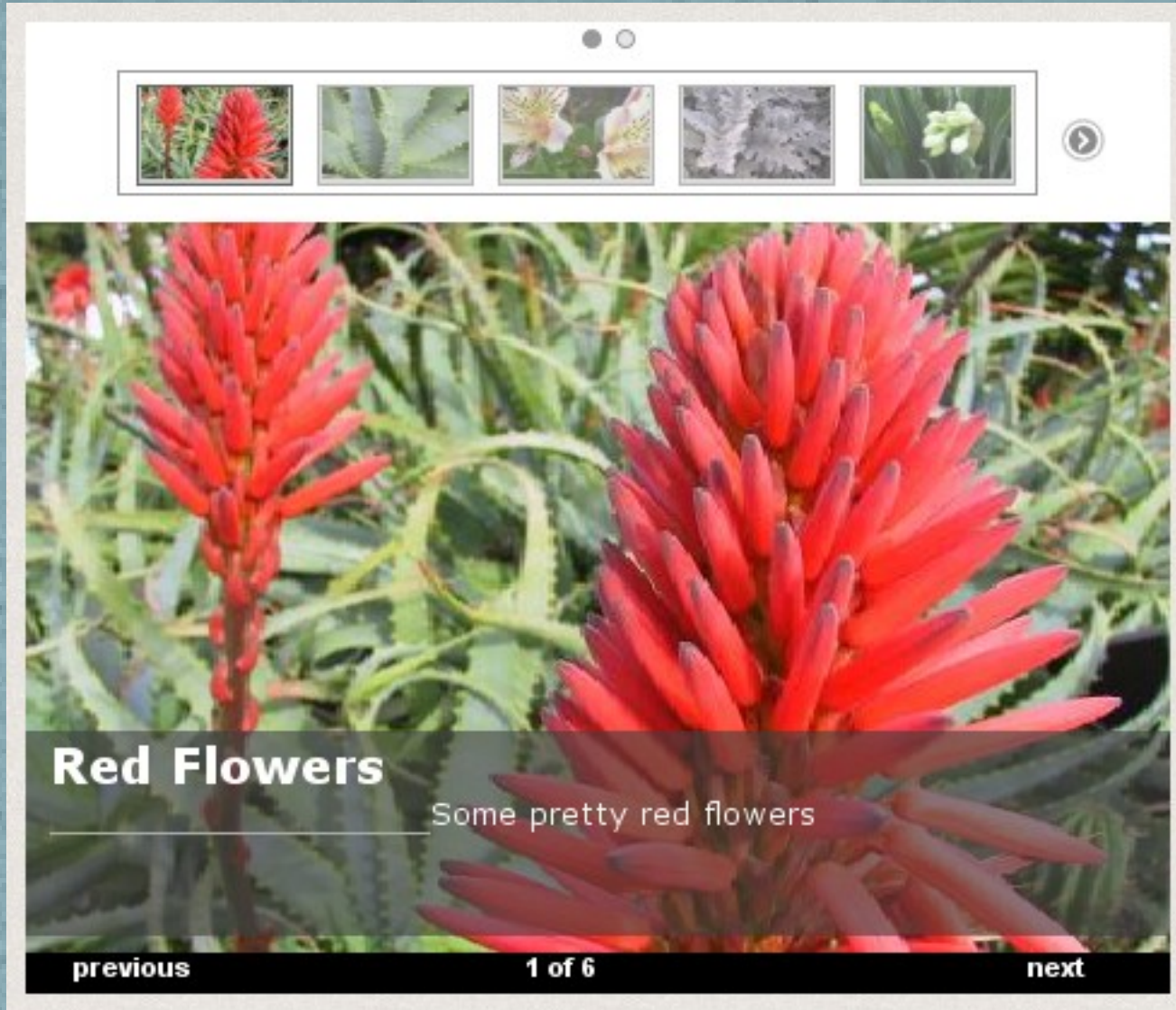
# Node Template File

- Copy node.tpl.php to node-[type].tpl.php
- Replace \$content with:  

```
$block = module_invoke('ddbblock', 'block', 'view', '[enter-block-number-here]');  
print $block['content'];
```
- Can also put this into a block if you want to display gallery in a block



# Success!!!!



**Thank you...**

